

# ATIPXpress

## Release Notes

v11.10.0

December 2024



OPEXUSTECH.COM

© AINS LLC, 2024

# ATIPXpress v11.10.0 Release Notes

## Notice of Rights

Copyright © 2024, OPEXUS, LLC d/b/a OPEXUS. All rights reserved. No part of this publication may be reproduced, transmitted, transcribed, stored in a retrieval system, or translated into any language, in any form or by any means, electronic, mechanical, photocopying, recording, or otherwise, without prior written permission of the publisher: OPEXUS, LLC. For information on obtaining permission for reprints and excerpts, contact [info@opexustech.com](mailto:info@opexustech.com).

Additionally, all copyrights, confidential information, patents, design rights and all other intellectual property rights of whatsoever nature contained herein are, and shall remain, the sole and exclusive property of the publisher.

## Notice of Liability

The information in this publication is believed to be accurate and reliable. However, the information is distributed by the publisher (OPEXUS, LLC.) on an “As Is” basis without warranty for its use, or for any infringements of patents or other rights of third parties resulting from its use.

While every precaution has been taken in the preparation of this publication, neither the author (or authors) nor the publisher will have any liability to any person or entity with respect to any loss or damage caused or alleged to be caused, directly or indirectly, by the information contained in this publication or by the computer software and hardware products described in it.

## Notice of Trademarks

The publisher’s company name, company logo, company patents, and company proprietary products are trademarks or registered trademarks of the publisher: OPEXUS, LLC. All other trademarks or registered trademarks are the property of their respective owners.

## Non-Disclosure Statement

This document’s contents are confidential and proprietary to OPEXUS, LLC. This document cannot be released publicly or outside the purchasing agency without prior written permission from OPEXUS, LLC.

Images in this manual are used as examples and may contain data and versioning that may not be consistent with your version of the application or information in your environment.

## Additional Notice

Information in this documentation is subject to change without notice and does not represent a commitment on the part of OPEXUS, LLC.

Notwithstanding any of the foregoing, if this document was produced as a Deliverable or other work for hire under a contract on behalf of a U.S. Government end user, the terms and conditions of that contract shall apply in the event of a conflict.



# Product Enhancements

## 1.1 Security

We've made various enhancements to improve application security.

## 1.2 Accessibility

We've also made enhancements related to accessibility to improve application compliance with Section 508 accessibility standards.

## 1.3 Configuration Tools in ATIPXpress

To streamline the configuration process, certain settings are now managed directly in ATIPXpress Administration, rather than a separate desktop application.

### 1.3.1 Sign On Mode

ID# 52067, 52085

You can now configure sign on modes for ATIPXpress directly from the Administration folder. Navigate to ATIPXpress **Administration**, then **System Administration > Sign On Mode**.


Use the *Sign On Mode* drop-down menu to choose a sign on method. If you select **Forms**, you will also be prompted to select a *Membership Provider*. If you select **SAML SSO**, additional fields will appear where you can configure details. When you're finished, click **Save**.



Please choose the Sign-On Mode you want to configure.

Sign On Mode  
Forms

Membership Provider  
Database

 **Double-check all details to avoid being locked out of the system.**  
Should you encounter issues, please contact customer support.

Save

## 1.3.2 PAL Sync Configuration

ID# 54797

Administrators can now configure PAL Sync settings via **Administration > System Administration > ATIPXpress Sync Configuration**. This page includes Web Service Configuration options, Requester Profile configuration fields, SMTP Server Information, and other sync-related fields.

Database Server Information

☒ Connect PAL Using Web Service

Web Service Configuration

URL

Login

Password

Test Connection



### 1.3.3 File Repository Configuration

ID# 52083

We've added file repository configuration fields to **Administration > System Administration > System Settings > Locations**.

Locations	
Correspondence *	<input type="text" value="C:\FXDocuments\AFXWCORL\"/> Example: C:\AFXWCORL\
Download Documents *	<input type="text" value="C:\FXDocuments\AFXWDOFL\"/> Example: C:\AFXWDOFL\
PAL Reading Room *	<input type="text" value="C:\FXDocuments\AFXWERR\"/> Example: C:\AFXWERR\
Original Document Location *	<input type="text" value="C:\FXDocuments\AFXWDOCS\"/> Example: C:\AFXWDOCS\
PNG Cache Location *	<input type="text" value="C:\FXDocuments\AFXWPNG\"/> Example: C:\AFXWPNG\

**Note:** Location paths are with respect to the web server.

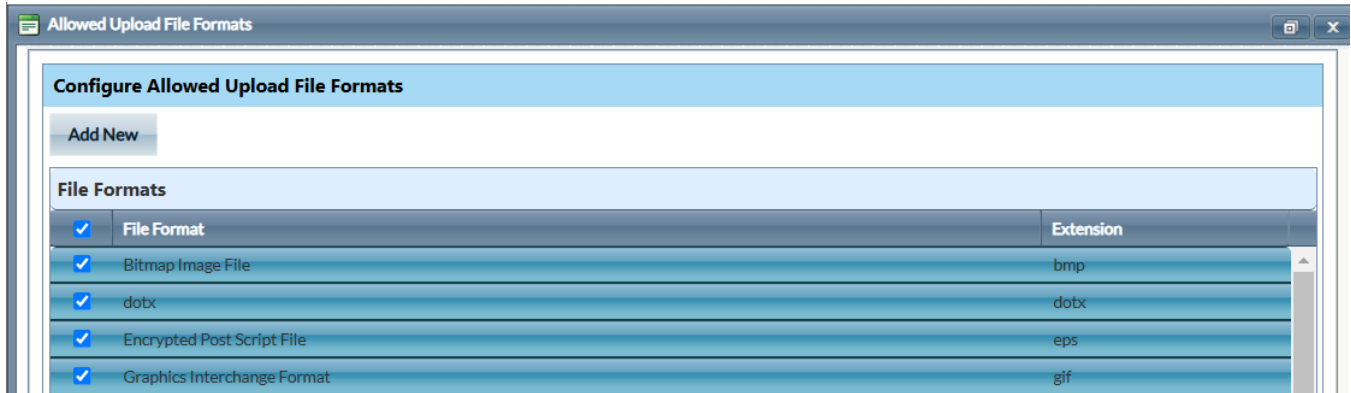
### 1.3.4 Allowed Upload File Formats

ID# 89411

We've added a new file format configuration page, available at **Administration > Security > Allowed Upload File Formats**. This enables Administrators to establish a whitelist for allowed file types, improving file upload activity security.

To remove a file format from the list, deselect it and click **Save**.





You can add a new allowed file format by clicking **Add New** and filling out format and extension details.

The screenshot shows the "Add New" form within the "Configure Allowed Upload File Formats" window. It includes the following fields and buttons:

- Add New** button
- File Format :**
- Extension :**
- Save** button
- Cancel** button

E.g. File Format = "Portable Document Format" and Extension = pdf

## 1.4 Other Enhancements

### 1.4.1 Scheduled Reports: .xlsx Files

ID# 61368

Scheduled Reports can now be exported and attached as an .xlsx Microsoft Excel file.

### 1.4.2 Delivery Enhancements for Media Files

ID# 62008

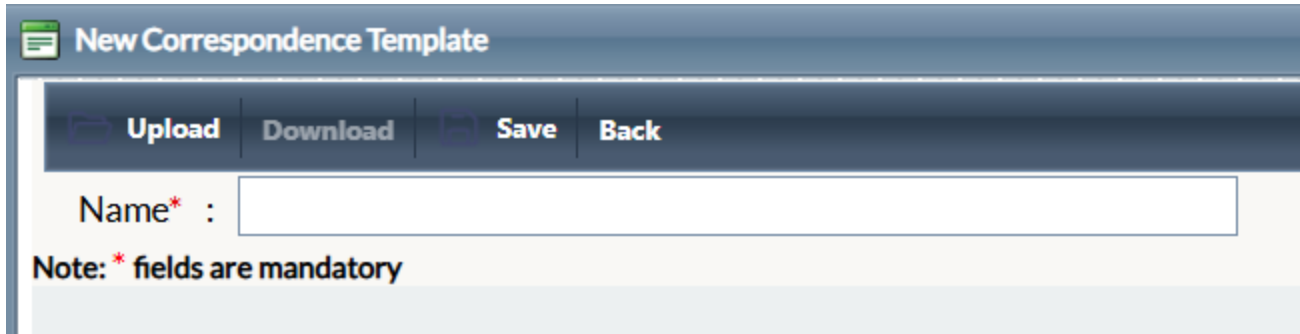
Redacted media files can now be included in delivery packages for all delivery modes, including *Save to Disk*, *Publish to Reading Room*, and *Document Delivery* (Email, PAL, Mail, Hand Delivery, CD, and Custom Created Modes). If you include an unredacted media file in a delivery package, a pop-up alert is displayed to prevent accidental delivery of unredacted information.



### 1.4.3 Legacy File Upload/Download: .dotx Files

ID# 81401

When *Legacy Upload/Download* is enabled in **Administration > System Administration > System Settings > Client Access Option**, you can upload/download Correspondence Template files in .dotx format. This enables support for Microsoft Word Quick Parts and merging letter templates.



The screenshot shows a web form titled "New Correspondence Template". At the top, there is a navigation bar with four buttons: "Upload", "Download", "Save", and "Back". Below this bar, there is a text input field labeled "Name\* :". Underneath the input field, a note states "Note: \* fields are mandatory".

### 1.4.4 NS Pay Integration Improvement

ID# 88723

When NS Pay transactions fail, the system will display an error message to the requester in PAL. The failed transaction and corresponding error message will also be indicated in the PAL Error Log.



## 2 Known Issue

**ATIPXpress does not currently support adding review layers to media files; this functionality is only available in Veritone. Do not use the Merge Review Layer function for media files.**

If you attempt to merge review layers for media files in folders with sections, the resulting file will not have any redactions applied. If the folder does not have any sections, the Merge Review Layer job will fail.



## 3 Bug Fixes

We have addressed the following bugs in this version of ATIPXpress:

ID	Description
51439	Reordered the Redaction Codes in redaction boxes in order of Redaction Type/Filtered By column to match the Redaction menu. This only applies when the Display Redaction Codes by Selected Order option is disabled.
55125	Resolved a bug in which Invoices and certain Final Response Letters were not appearing on the Attachments line of email entries in the Delivery Log.
61377	Fixed a bug in Document Delivery causing a native file warning pop-up to appear when a native file wasn't selected for delivery.
61480	Addressed a bug causing logos to be improperly sized in Reports exported to Excel.
64129	Addressed an issue where the Request Age Calculation job did not correctly calculate the age of the request for requests created in ATIPXpress version 11.0.x and older.
64497	The height of the Correspondence Address fields in Reports exported to Excel has been increased to prevent text cut off.
64750	Users encountered an issue when attempting to delete requests that contained deleted jobs stuck in Pending status. This issue has been resolved and if there are no associated pending jobs, requests can be deleted.



## Bug Fixes

ID	Description
69591	Removed the requirement for an additional exemption code when Completely Reversed/Remanded is selected as the Final Disposition for an Appeal Request.
69661	Resolved a bug causing Invoices to appear blank when the State field in the Requester's address field was left blank, even when Request Addresses was not enabled.
70873	Restored the pop-up message that should appear when a Quick Search does not yield any results.
71378	Addressed a speed issue occurring when users added tags to high volumes of Advanced Search results in EDR.
71796	Updated the message that appears when a card is declined in the TDMS payment gateway for clarity.
74273	Resolved an issue where the Update Request Status option was not consistently available when Response Package Approval was enabled.
76281, 76285	Improved security logic to restrict file downloads to locations configured in System Settings.
78526	Fixed a bug causing the Quick Search bar to freeze when a search didn't yield any results, requiring users to return to the home screen in order to make another search.
82478	Resolved a bug where Request Reports page counts were based on the total number of pages in the folder associated to a request, rather than the number of pages added to that request.



ID	Description
83541	<p>Users can now add an indent within rich text editors by clicking 'Ctrl + Q'.</p> <p><b>Note: This does not apply to the rich text editor for Correspondence Letter Templates. To Tab indent in the Correspondence Letter Template editor, press 'Space' 5 times.</b></p>
84076	Fixed the Parent Action Office & Child Action Office relationship for Annual Reporting.
85717	Corrected an issue where file names were not populating correctly in the Document Status Report.
85888	Addressed an error occurring when users attempted to assign review flags within Document Management.
88692	<p>When a phrase is entered in the redaction exclusion list, Find and Redact will apply redactions to all instances of the word unless it is part of the full phrase.</p> <p>For example, if "OPEXUS technology company" is on the redaction exclusion list, and "OPEXUS" is entered into Find and Redact, all instances of "OPEXUS" will be redacted except for instances of "OPEXUS technology company."</p>
88753	In the Find and Redact menu, the text field now only appears when the Word/Phrase option is selected from the Find What drop-down menu.
88765	Resolved a bug that prevented the deactivation of a report schedule when the Scheduler Start Date/Time was before Today's Date/Time.



## Bug Fixes

ID	Description
89267	Fixed a bug where temporary files were not being deleted after documents were published to the Reading Room via a remote scheduler service.
90557	Fixed a bug causing Document Management folders with empty names to trigger a PNG cache job that became stuck in a pending state, breaking the scheduler service.
90585	Restored missing labels on the Sent to Information Commissioner details section of the Request Details page.
91012	Fixed a bug causing the Annual Report export to XML to fail when the Action Office Code contained an ampersand.
92157	Addressed an issue causing Document Delivery to fail when an Invoice includes an SVG logo file.

